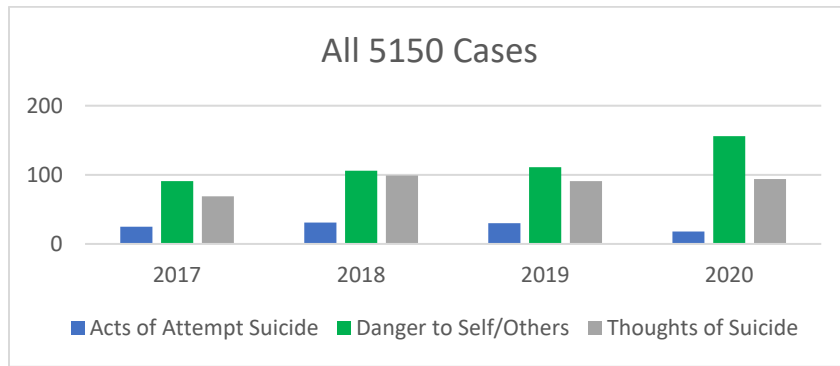
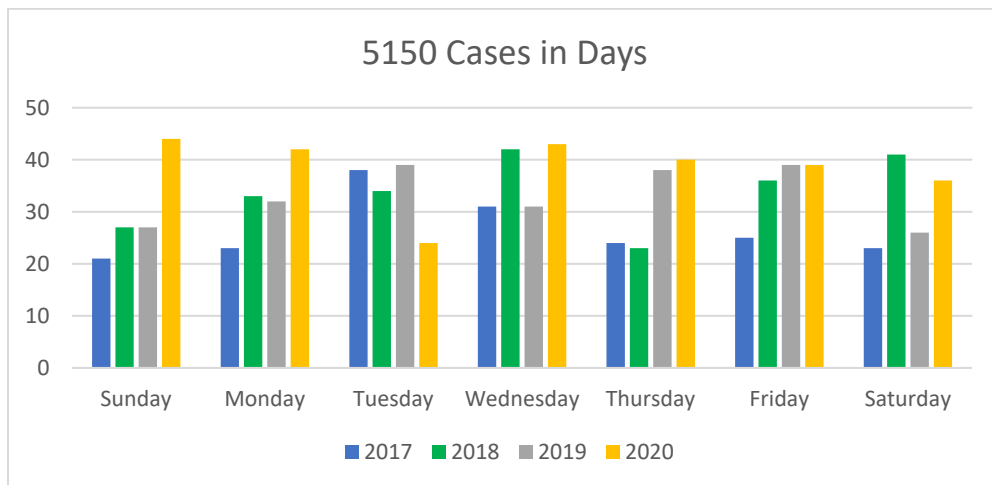


5150 Cases January 1, 2017 to December 31, 2020

All 5150 Cases					
	2017	2018	2019	2020	Grand Total
Acts of Attempt Suicide	25	31	30	18	104
Danger to Self/Others	91	106	111	156	464
Thoughts of Suicide	69	99	91	94	353
Grand Total	185	236	232	268	921

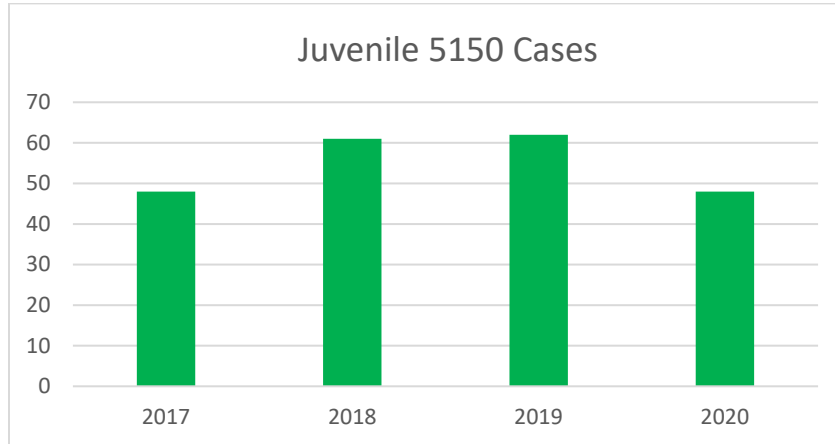


5150 Cases in Days					
	2017	2018	2019	2020	Grand Total
Sunday	21	27	27	44	119
Monday	23	33	32	42	130
Tuesday	38	34	39	24	135
Wednesday	31	42	31	43	147
Thursday	24	23	38	40	125
Friday	25	36	39	39	139
Saturday	23	41	26	36	126
Grand Total	185	236	232	268	921



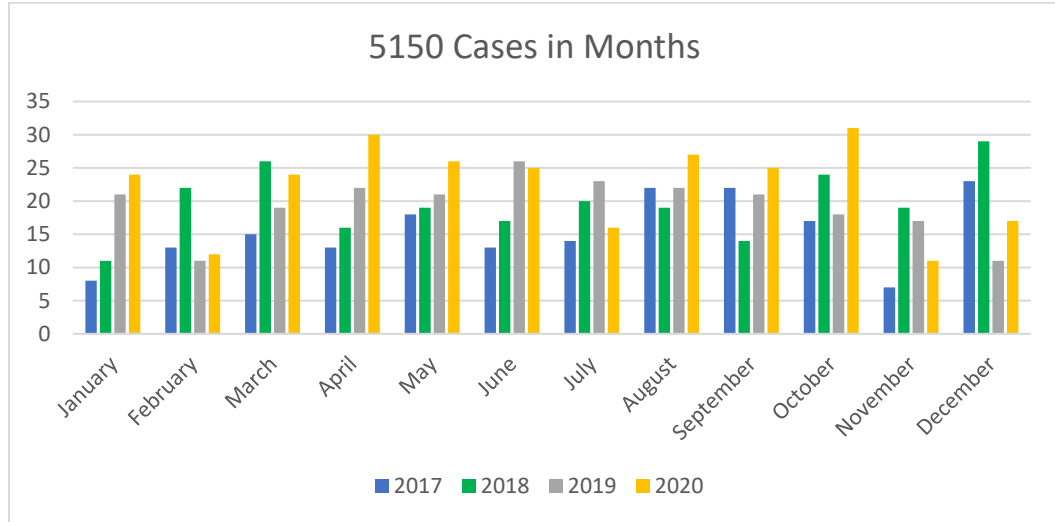
5150 Cases January 1, 2017 to December 31, 2020

Juvenile 5150 Cases				
2017	2018	2019	2020	Grand Total
48	61	62	48	219



5150 Cases in Months					
	2017	2018	2019	2020	Grand Total
January	8	11	21	24	64
February	13	22	11	12	58
March	15	26	19	24	84
April	13	16	22	30	81
May	18	19	21	26	84
June	13	17	26	25	81
July	14	20	23	16	73
August	22	19	22	27	90
September	22	14	21	25	82
October	17	24	18	31	90
November	7	19	17	11	54
December	23	29	11	17	17
Grand Total	185	236	232	268	921

5150 Cases January 1, 2017 to December 31, 2020



5150 Cases in Hours					
	2017	2018	2019	2020	Grand Total
00	9	8	5	7	29
01	1	8	4	6	19
02	3	6	5	10	24
03	5	3	3	3	14
04	3	4	5	5	17
05	2	3	3	4	12
06	1	4	4	1	10
07	2	3	4	1	10
08	13	14	5	12	44
09	12	11	12	9	44
10	10	11	10	10	41
11	6	14	13	13	46
12	9	14	17	10	50
13	10	18	13	13	54
14	11	14	12	18	55
15	13	10	7	24	54
16	13	14	15	14	56
17	10	16	14	11	51
18	10	7	18	14	49
19	9	14	19	16	58
20	17	8	10	23	58
21	7	10	8	25	50
22	4	9	12	10	35
23	5	13	14	10	42
Grand Total	185	236	232	269	922

5150 Cases January 1, 2017 to December 31, 2020

